



MONDRAKER

ENDURO  
TEAM

# RACE BRIEFING

FRIDAY 8<sup>TH</sup> SEPTEMBER 2023

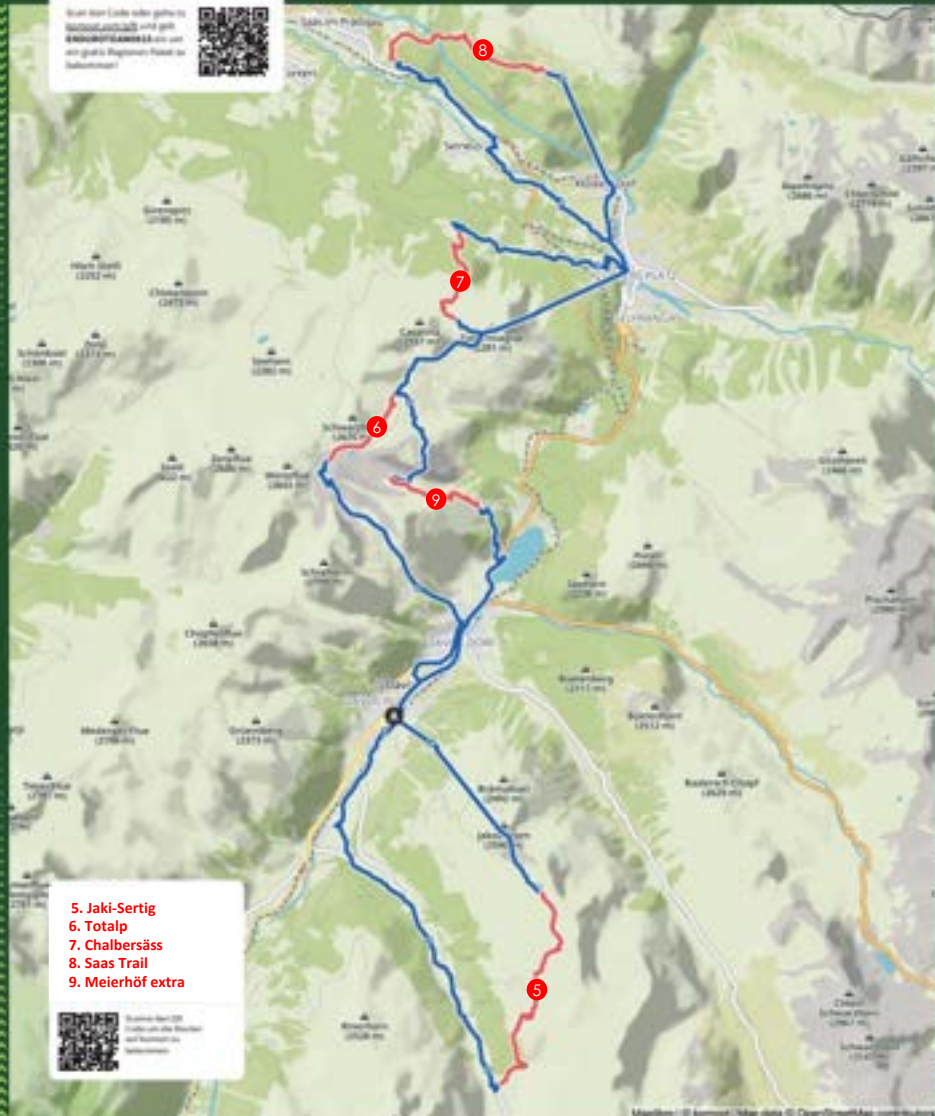


# Enduro Team Davos

Friday 08.09.2023



Wenn dein Code oder geführte  
Navigationssystem nicht geht  
@EnduroTeam.ch oder  
www.guide.to Enduro Team Race der  
Enduro Team



- 5. Jaki-Sertig
- 6. Totalp
- 7. Chalbersäss
- 8. Saas Trail
- 9. Meierhöf extra

Enduro Team Race  
www.guide.to Enduro Team Race der  
Enduro Team



## RACE COURSE

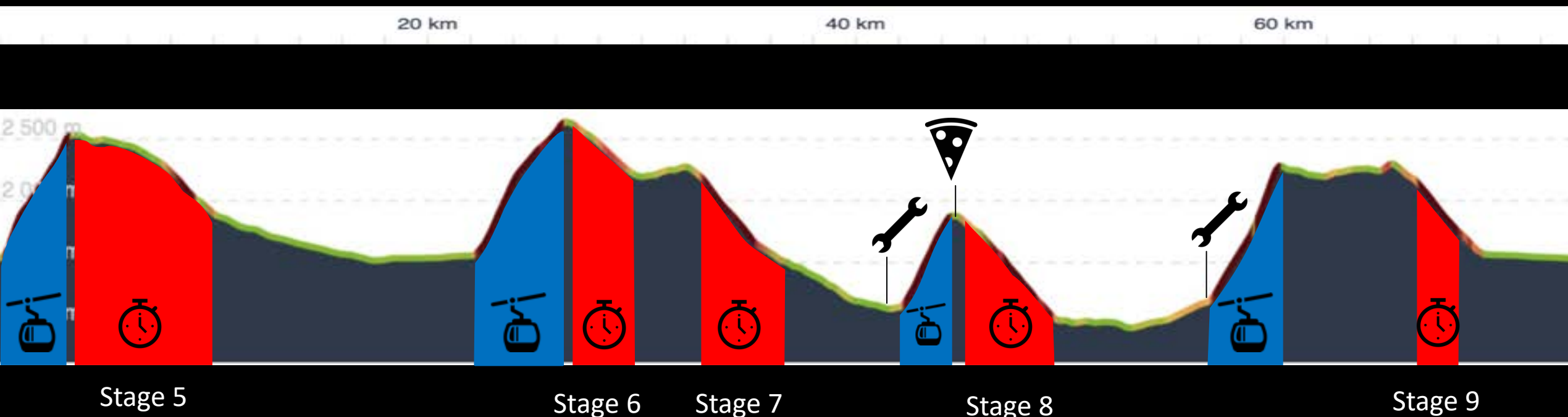
FRIDAY 09.09.2023

Enduro Team Race

enduro.team.ch

# RACE COURSE

FRIDAY



Stage 5

Stage 6

Stage 7

Stage 8


Stage 9


# MORE INFORMATION & DETAILS



check the detailed track and the stages on:

[Komoot.de - Enduro Team 2023 Friday 08.09.2023](https://www.komoot.de/race/Enduro-Team-2023-Friday-08.09.2023)

 Enduro Team Race

 enduro.team.ch

#enduro\_team

#endlosbikendavos

# TIMETABLE

FRIDAY



Start:	Event Area	07:00 – 10:30
Stage 5:	Jaki-Sertig	08:00 – 11:30
Stage 6:	Totalp	09:10 – 12:55
Stage 7:	Chalbersäss	09:50 – 13:40
Lunch Break:	Madrisa	10:45 – 14:20
Stage 8:	Saas-Trail	11:45 – 15:20
Stage 9:	Meierhöf	13:35 – 17:30
Latest check in:	Event Area	18:00
Briefing for Saturday:	online	19:00



# STARTING ORDER

FRIDAY



- FOLLOW THE LINK: [SPORTIDENT Startlist Friday](#)
- Start @event area according to time on the list  
**DON'T FORGET TO ACTIVATE YOUR TRANSPONDER!**  
**IT'S MANDATORY TO START FROM THE START AREA!**
- To avoid waiting too long, make sure you have seen the schedule and are ready to go accordingly.

# TOMORROW'S RACE



- 5 stages are planned for tomorrow: stage 5 to 9
- Unsupported ascent on transfers: 806 hm
- Mondraker mechanic service: Gotschna station on the parking lot  
You need to pay for spare parts → payment: cash or card
- **On transfers: hikers have right of way!**

# ATTENTION! Stage 5



- Transfer to stage 5: Gondola Jakobshorn section 1+2
- Stage 5: technical start, watch your pedals, long stage



# ATTENTION! Stage 6



- Transfer to stage 6: long transfer over the main road in the valley, never cross farmers land (disqualification)
- Stage 6: loose rocks, ride within your limit!

# ATTENTION! Stage 7



- Transfer 7: uphill, bring enough water with you, hikers have right of way
- Stage 7: long stage, rocky section at beginning, lots of roots in second part

# ATTENTION! Stage 8



- Transfer to stage 8: stay on the gravel road to Klosters  
Madrisa Gondola: to transport two bikes per gondola, detach the front wheel on one bike / **all e-bikes** must detach their front wheel and must be taken **in** the gondola (too heavy for rack)
- Lunch at Madrisa before start to stage 8
- Stage 8: long and funny stage



# ATTENTION! Stage 9




- Transfer to Stage 9: long uphill, please bring enough water with you, Gotschna Gondola section 1+2
- Stage 9: loose rocks in the first section
- Transfer to finish area: follow the traffic rules

# LUNCH & SERVICE



- Before stage 8, there will be lunch at restaurant Madrisa. **Don't forget your voucher.**
- Madrisa: in the skischool restaurant. Entrance behind bikeracks (arrow), please use bikeracks outside, as shown on the picture.



# IMPORTANT



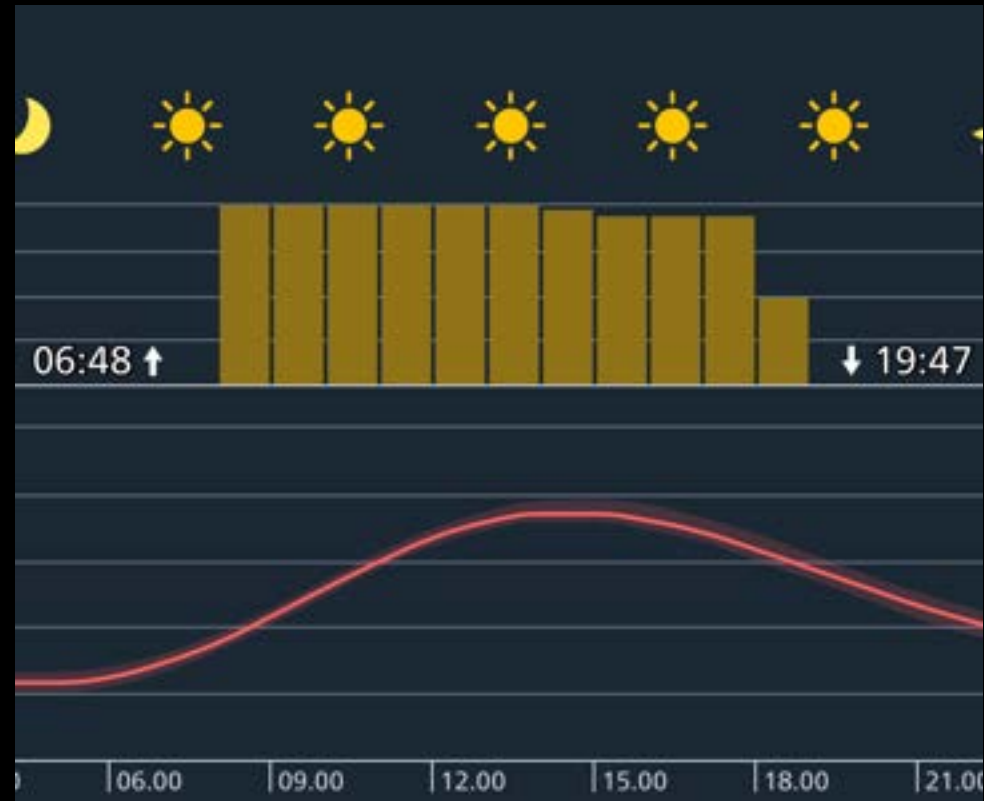
- Please respect the **swiss traffic rules**.
- Be aware of other users on the trails! All **trails are shared** (bikers, hikers, cows,...).
- It is important to respect all trail users! The **race happens on the stages** not on the transfers!
- **Leaving the trails is prohibited!**
- If there is barrier tape on both sides of the course, you must ride in between.
- There are **time traps with time penalties** (30 sec).
- Immediately after the last stage of the day, come to the finish area to get your **timing slip**.  
Otherwise your time will not be on the list!



# WEATHER



Best wheater awaits us.  
However, regardless of the  
weather forecast, you should  
still carry a jacket in the  
mountains.



# RESULTS / INFO



## LIVE RESULTS

[Sport Ident Timing](#)



## PHOTO SERVICE – AlphaFoto

After the event, you can download your photos

[alphafoto.com](http://alphafoto.com)



A close-up photograph of a person's arm, likely a forearm, with a white, textured bandage wrapped around it. The bandage is secured with several overlapping layers. The background is blurred, showing what appears to be a medical setting with various pieces of equipment and a person in a white coat. The overall lighting is somewhat dim, creating a clinical and urgent atmosphere.

**EMERGENCY PROCEDURE**





# EMERGENCY PROCEDURE

1. **STAY WITH YOUR TEAM MATE!**
2. **CALL OUR EMERGENCY NUMBER:  
+41 76 429 77 77**
3. **SEND YOUR COORDINATES VIA WHATS APP**

# THANKS TO OUR SPONSORS & PARTNERS





**ENJOY AND HAVE FUN!**